


Standard Recovery Diodes (Hockey PUK Version), 2630A

FEATURES

- Wide current range
- High voltage ratings up to 2500V
- High surge current capabilities
- Diffused junction
- Hockey PUK version
- Case style DO-220AC(K-PUK), Nell's D-type Capsule
- Lead (Pb)-free



DO-220AC(K-PUK)
(Nell's D-type Capsule)

TYPICAL APPLICATIONS

- Converters
- Power supplies
- Machine tool controls
- High power drives
- Medium traction applications

PRODUCT SUMMARY	
$I_{F(AV)}$	2630A

MAJOR RATINGS AND CHARACTERISTICS			
PARAMETER	TEST CONDITIONS	VALUES	UNIT
$I_{F(AV)}$		2630	A
	T_{hs}	55	°C
$I_{F(RMS)}$		4830	A
	T_{hs}	25	°C
I_{FSM}	50 HZ	30000	A
	60 HZ	31410	
I^2t	50 HZ	4500	kA ² s
	60 HZ	4094	
V_{RRM}		1600 to 2500	V
T_J	Typical	-40 to 175	°C

ELECTRICAL SPECIFICATIONS

VOLTAGE RATINGS				
TYPE NUMBER	VOLTAGE CODE	V_{RRM} , MAXIMUM REPETITIVE PEAK REVERSE VOLTAGE V	V_{RSM} , MAXIMUM NON-REPETITIVE PEAK REVERSE VOLTAGE V	I_{RRM} , MAXIMUM AT $T_J = T_J$ MAXIMUM mA
D2630D	16	1600	1700	50
	18	1800	1900	
	20	2000	2100	
	22	2200	2300	
	25	2500	2600	

FORWARD CONDUCTION					
PARAMETER	SYMBOL	TEST CONDITIONS		VALUES	UNIT
Maximum average forward current at heatsink temperature	$I_{F(AV)}$	180° conduction, half sine wave Double side (single side) cooled		2630(1310)	A
				55(85)	°C
Maximum RMS forward current	$I_{F(RMS)}$	25°C heatsink temperature double side cooled		4830	A
Maximum peak, one cycle non-repetitive surge current	I_{FSM}	t = 10ms	No voltage reappplied	Sinusoidal half wave, initial $T_J = T_J$ maximum	A
		t = 8.3ms			
		t = 10ms	100% V_{RRM} reappplied		
		t = 8.3ms			
Maximum I^2t for fusing	I^2t	t = 10ms	No voltage reappplied	kA ² s	
		t = 8.3ms			
		t = 10ms	100% V_{RRM} reappplied		
		t = 8.3ms			
Maximum $I^2\sqrt{t}$ for fusing	$I^2\sqrt{t}$	t = 0.1 to 10 ms, no voltage reappplied		45000	kA ² √s
Maximum value of threshold voltage	$V_{F(TO)}$	$I_{PK} = 7870A, T_J = T_J$ maximum		0.78	V
Maximum value of Forward slope resistance	r_t	$I_{PK} = 7870A, T_J = T_J$ maximum		0.16	mΩ
Maximum forward voltage drop	V_{FM}	$I_{pk} = 7870A, T_J = T_J$ maximum, $t_p = 10$ ms sinusoidal wave		2.05	V

THERMAL AND MECHANICAL SPECIFICATIONS					
PARAMETER	SYMBOL	TEST CONDITIONS		VALUES	UNIT
Maximum junction operating temperature range	T_J			-40 to 175	°C
Maximum storage temperature range	T_{stg}			-55 to 200	
Maximum thermal resistance, junction to heatsink	R_{thJ-hs}	DC operation single side cooled		0.042	K/W
		DC operation double side cooled		0.020	
Mounting force, ±10%				22250 (2250)	N (kg)
Approximate weight				425	g
Case style		TO-200AC (K-PUK), Nell's D-type Capsule			

△ R_{thJC} CONDUCTION						
CONDUCTION ANGLE	SINUSOIDAL CONDUCTION		RECTANGULAR CONDUCTION		TEST CONDUCTIONS	UNITS
	SINGLE SIDE	DOUBLE SIDE	SINGLE SIDE	DOUBLE SIDE		
180°	0.002	0.002	0.001	0.001	$T_J = T_J$ maximum	K/W
120°	0.002	0.002	0.002	0.002		
90°	0.003	0.003	0.003	0.003		
60°	0.004	0.004	0.004	0.004		
30°	0.007	0.007	0.007	0.007		

Note

• The table above shows the increment of thermal resistance R_{thJ-hs} when devices operate at different conduction angles than DC

Fig.1 Current ratings characteristics

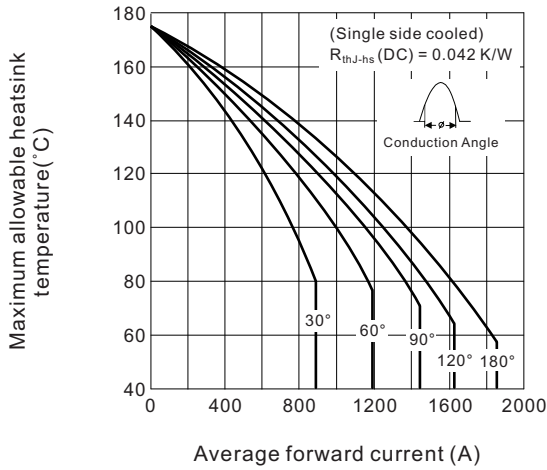


Fig.2 Current ratings characteristics

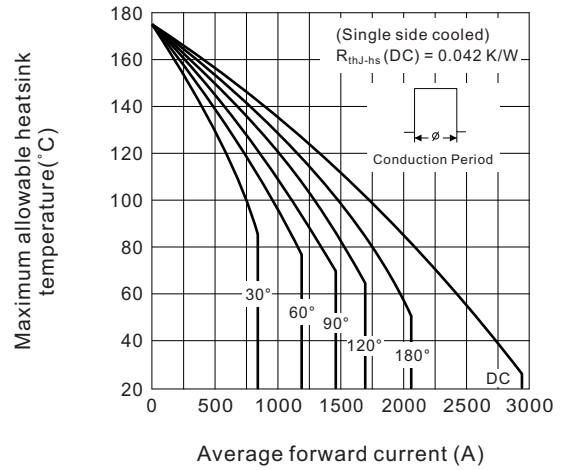


Fig.3 Current ratings characteristics

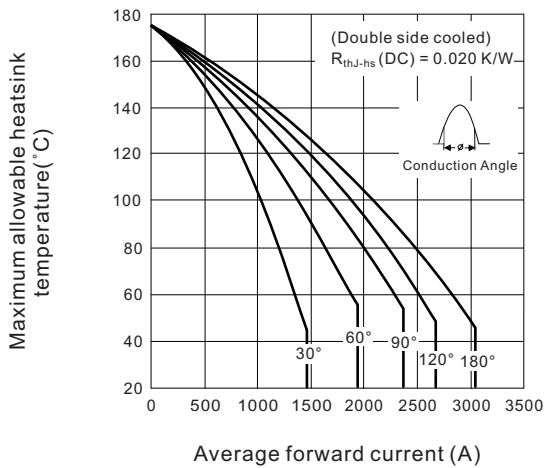


Fig.4 Current ratings characteristics

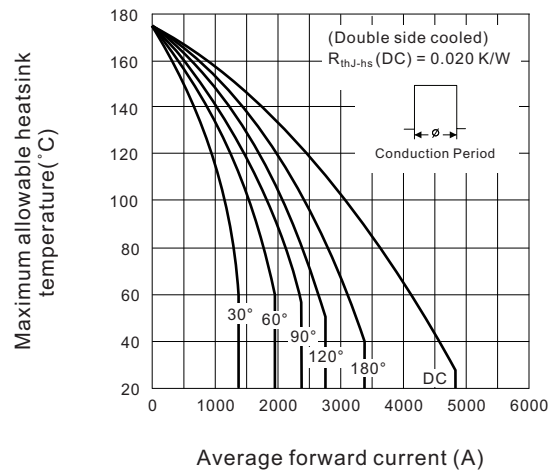


Fig.5 Forward power loss characteristics

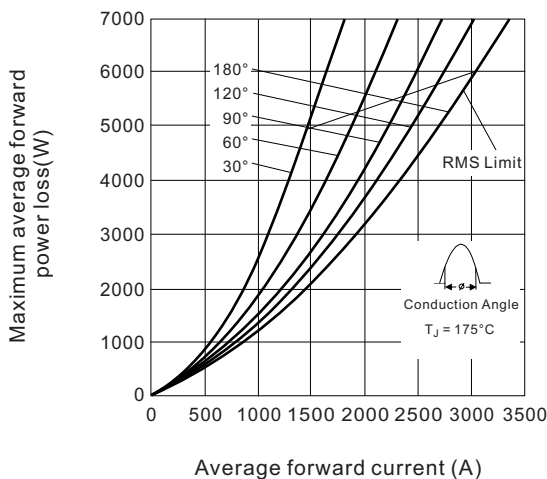


Fig.6 Forward power loss characteristics

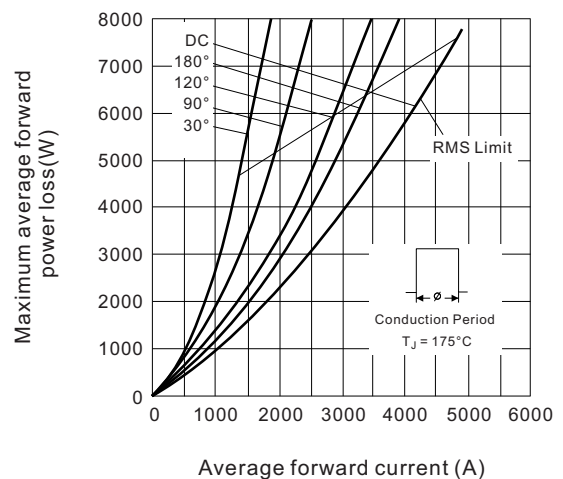


Fig.7 Maximum non-repetitive surge current single and double side cooled

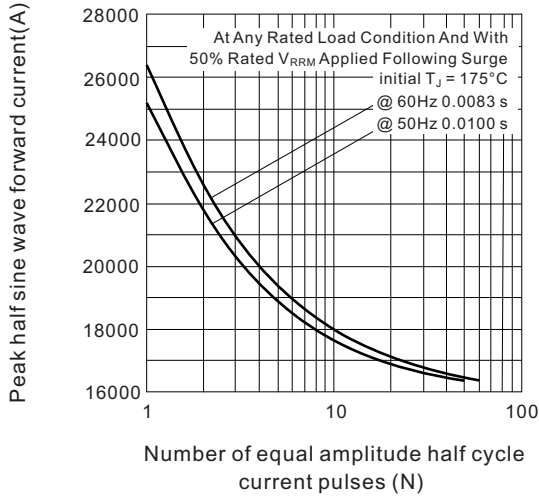


Fig.8 Maximum non-repetitive surge current single and double side cooled

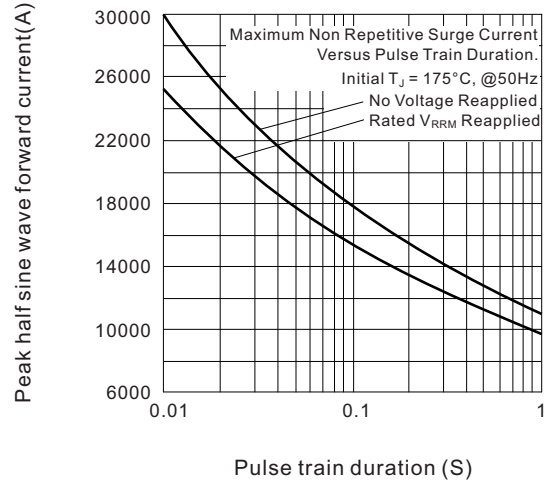


Fig.9 Forward voltage drop characteristics

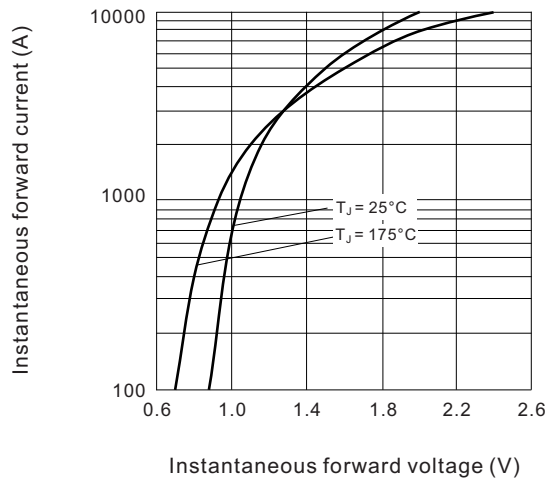
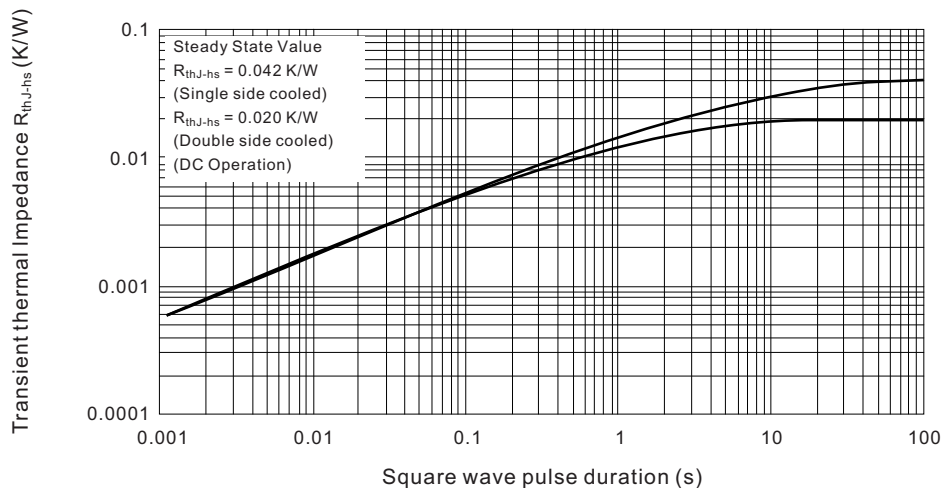


Fig.10 Thermal Impedance R_{thJ-hs} characteristics

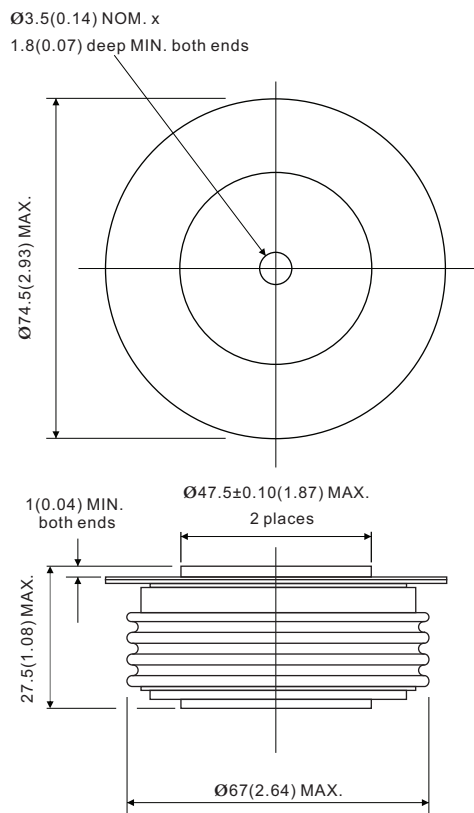


ORDERING INFORMATION TABLE

Device code	D	2630	D	20
	①	②	③	④

- ① - "D" for standard recovery diode
- ② - Maximum average forward current, "2630" for 2630A
- ③ - Case style : "D" for Nell's D-type Capsule, DO-200AC (K-PUK)
- ④ - Voltage code, code x 100 = V_{RRM}

DO-220AC (K-PUK), Nell's D-type Capsule



All dimensions in millimeters (inches)

